




[HOME](#) ■ [FORUM](#) ■ [WEBLOG](#) ■ [SEARCH](#) ■ [ARCHIVE](#) ■ [NEWSLETTER](#)

News by category

XML

- ▶ Nano and Quantum Physics
- ▶ Technology
- ▶ Physics
- ▶ Space and Earth science
- ▶ Electronic Devices
- ▶ General Science
- ▶ Books directory
- ▶ Free Magazines

Most popular

- ▶ New iPod raises Apple stock, sparks debate 
- ▶ Magnetic Microchips Replaces Electronic Semiconductor 
- ▶ Tenth Planet Has a Moon 
- ▶ NASA Takes Giant Step Toward Finding Earth-Like Planets
- ▶ Microsoft, Yahoo! join forces in IM

Last forum posts

- ▶ Black holes in the universe last post by **Montec**
- ▶ A better way to state it. last post by **ArtfIDgr**
- ▶ What's the point of life ?! - some QUESTIONS! last post by **Guest**
- ▶ THEORY OF RELATIVITY - TIME last post by **Montec**
- ▶ PROVE that WTC 1 or 2 collapsed w/o explosives last post by **a_ht**
- ▶ Quantum Electromagnetic Imaging last post by **templeguy**

Nanowires detect molecular signs of cancer

Nano and Quantum Physics | [September 23, 2005](#)[E-Mail Newsletter](#) | [Print](#) | [E-Mail](#)

Harvard University researchers have found that molecular markers indicating the presence of cancer in the body are readily detected in blood scanned by special arrays of silicon [nanowires](#) -- even when these cancer markers constitute only one hundred-billionth of the protein present in a drop of blood. In addition to this exceptional accuracy and sensitivity, the minuscule devices also promise to pinpoint the exact type of [cancer](#) present with a speed not currently available to clinicians.

Breaking news:

Space and Earth science
[Venus Express set for liftoff](#)
 7 minutes ago

Space and Earth science
[Wilma becomes hurricane, likely to pack 'major' wallop](#)
 20 minutes ago

General Science
['Intelligent design' trial in fourth week](#)
 40 minutes ago

Nano and Quantum Physics
[Nano World: Technique peers under surfaces](#)
 2 hours ago

Technology
[CIA invests in no-fuel power generators](#)
 2 hours ago

A paper describing the work will appear in October in the journal *Nature Biotechnology* and is now posted on the journal's web site.

"This is one of the first applications of nanotechnology to healthcare and offers a clinical technique that is significantly better than what exists today," says author Charles M. Lieber, Mark Hyman Jr. Professor of Chemistry in Harvard's Faculty of Arts and Sciences. "A nanowire array can test a mere pinprick of blood in just minutes, providing a nearly instantaneous scan for many different cancer markers. It's a device that could open up substantial new possibilities in the diagnosis of cancer and other complex diseases."

Lieber and his colleagues linked slender nanowires conducting a small current with antibody receptors for certain cancer markers -- such as prostate specific antigen (PSA), PSA-a1-antichymotrypsin, carcinoembryonic antigen and mucin-1. When these telltale proteins come into contact with a receptor, it sparks a momentary change in conductance that gives a clear indication of the marker's presence. The detectors differentiate among various cancer markers both through the specific receptors used to snag them and because each binds its receptor for a characteristic length of time before dislodging.

"Our results show that these devices are able to distinguish among molecules with near-perfect selectivity," Lieber says, adding that the risk of false readings is minimized by the incorporation

▶ [Is America's oil age of various control nanowires already waning?](#)
last post by **Clarence Darrow**

▶ [Ignoring the data](#)
last post by **Good Elf**

▶ [The Free Choice Theory](#)
last post by **Zephir**

▶ [Brownian motion under the microscope](#)
last post by **serges2**

All today's posts

News archive

▶ [News archive](#)
▶ [Search](#)

Important

Help us make our site better!
Take PhysOrg.com Survey

The survey takes less than two minutes, there's nothing to identify you personally, and you won't receive any email or other sales pitches by participating.

The scientists also fitted some nanowires in the arrays with nucleic acid receptors for telomerase, an enzyme inactive in most of the body's somatic cells but active in at least 80 percent of known human cancers. In testing of extracts from as few as 10 tumor cells, these receptors allowed real-time monitoring of telomerase binding and activity.

Lieber says nanowire arrays could easily be scaled up to detect many different cancer markers -- more of which are being found all the time, thanks to the current boom in proteomics. Widespread use of these cancer markers in healthcare will ultimately depend upon the development of techniques that allow rapid detection of many markers with high selectivity and sensitivity.

"Genomics and proteomics research has elucidated many new biomarkers that have the potential to greatly improve disease diagnosis," the scientists write. "The availability of multiple biomarkers is believed to be especially important in the diagnosis of complex diseases like cancer, for which disease heterogeneity makes tests of single markers inadequate. Patterns of multiple cancer markers might, however, provide the information necessary for robust diagnosis of disease ... [and] detection of markers associated with different stages of disease pathogenesis could further facilitate early detection."

While initial rounds of cancer testing today identify only whether or not cancer is present, nanowire arrays have the potential to immediately fill in details on exactly what type of cancer is present. Nanowires could also track patients' health as treatment progresses. Because the arrays detect molecules suspended in fluids, drops of blood could be tested directly, in a physician's office, without any need for biochemical manipulation.

Lieber's co-authors are Gengfeng Zheng, Fernando Patolsky, Yi Cui and Wayne U. Wang, all of Harvard's Department of Chemistry and Chemical Biology, Biophysics Program and Division of Engineering and Applied Sciences. The work was supported by the Defense Advanced Research Projects Agency and the National Cancer Institute.

Source: Harvard University

[\[Comments\]](#)

Related stories: